


## DATA SHEET | FIREMIKS® 1200-3-PP-F-ALU-FM

### PISTON PUMP TYPE FOR FIXED INSTALLATIONS

Approval: FM Class 5130, no 3060416



Dosing system for firefighting - for fixed installations connected to a concentrate tank with gravity feed to dosing pump. Consists mainly of two volumetric parts; a Water motor and a Piston pump. Equipped with a Manual air relief valve. Flushing of dosing pump is done automatically when the concentrate inlet is closed with 3-way ball valve, (no 4 on Flow chart).



Note: For illustration only. Refer to Dimensional Drawing for accurate representation of each model.

### TECHNICAL DATA

<b>PRODUCT NO:</b>	FIREMIKS 1200-3-PP-F-ALU-FM	
<b>Nominal dosing rate:</b>	3 % (approved range 3,0-3,9 %)	
<b>Max water flow rate:</b>	1200 lpm (317 US gpm)	
<i>Note! Maximum water flow rate is the approved maximum continuous flow rate entering the FIREMIKS. The unit has been tested for 40% overflow (=1680 lpm) for 3 minutes at start-up without damage. During overflow/overspeed, the correct dosing might not be achieved.</i>		
<b>Min water flow rate:</b>	260 lpm (69 US gpm), 303 lpm (80 US gpm)	
<i>Minimum water flow rate varies depending on system pressure and viscosity properties of the concentrate. Minimum flow rate is here defined as the lowest flow rate where the dosing is correct, above 3,0%, at 4 bar inlet pressure. The first number is valid for the lowest approved viscosity, the second for the highest, see below. At flows below minimum flow, some dosing will still happen as long as the unit turns. Once min flow is reached, correct dosing at higher flows is no longer sensitive to fluctuations in pressure or viscosity for a given system.</i>		
<b>Approved viscosity range:</b>	1 centipoise – 1800 centipoise at 60 rpm or 3600 centipoise at 30 rpm, with Brookfield viscometer spindle #4	
<b>Max inlet operating pressure:</b>	16 bar (232 psi)	
<b>Factory tested pressure:</b>	24 bar (348 psi)	
<b>Suction height:</b>	0 meters (0 ft) Gravity feed	
<i>The pump has suction capability, but it is not recommended to be relied upon for safe operation. Suction requires priming of the pump and will lower dosing performance.</i>		
<b>Operation temperature:</b>	1°C to 55 °C (34°F to 131°F)	
<b>Storage temperature, dry condition:</b>	-30°C to 55°C (-22° to 131°F)	
<b>Connections water motor:</b>	<u>Standard:</u> G 3" male iso 228-1	<u>Optional:</u> ANSI/AWWA C 606-04 Cut groove DN 80 (88,9)
<i>Other connections available by using adaptors.</i>		

Document: Data Sheet FIREMIKS 1200-3-PP-F-ALU-FM

Approved by: Walle

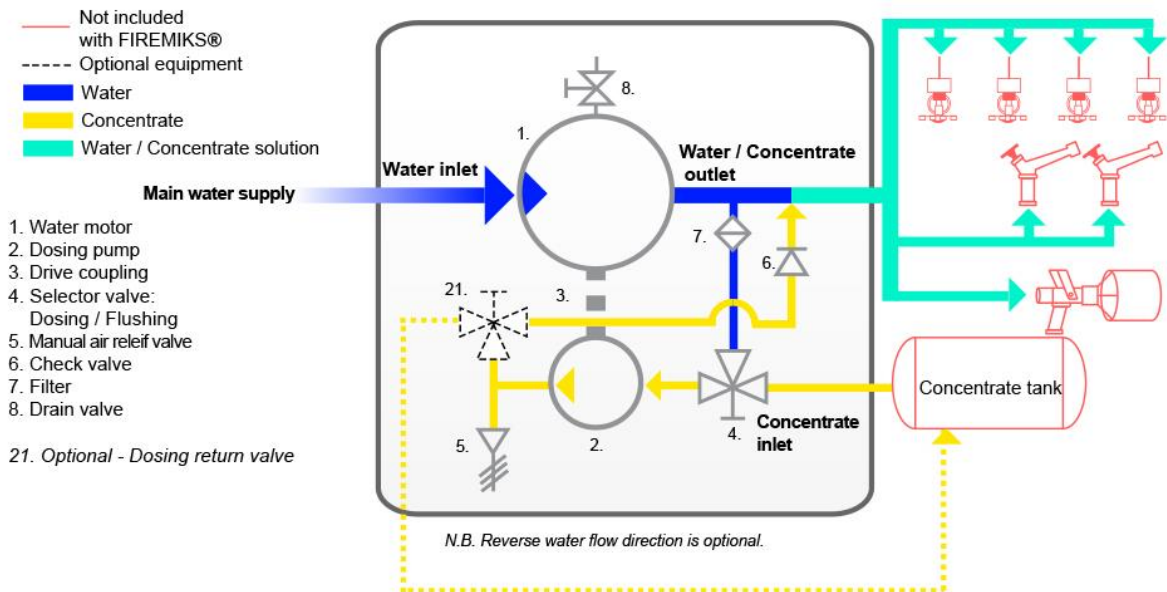
Version: 03

Date: 2018-10-24

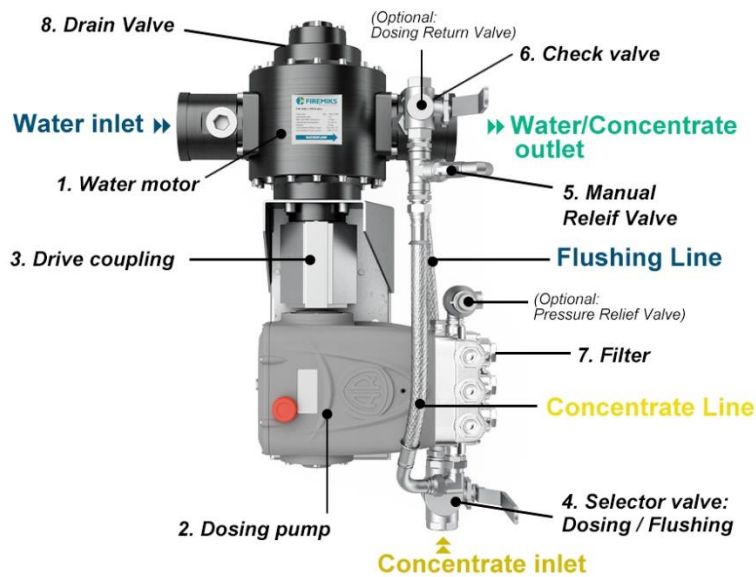
<b>MATERIALS</b>	
<b>Water motor:</b>	Alu AA 6082/7075, Hard-anodized and PTFE-coated, AISI 316 (fasteners), PET (vanes), NBR (O-rings).
<b>Dosing pump:</b>	Stainless steel, brass, ceramics, NBR
<b>Fittings:</b>	High grade stainless steel
<b>Valves and hoses:</b>	High grade stainless steel + PTFE
<b>DIMENSIONS AND DOSING PUMP CONNECTION</b>	
<b>Connection pump:</b>	G 1 1/4" female iso 228-1
<b>Overall dim. L x W x H mm:</b>	750 x 455 x 525
<b>WEIGHT</b>	
<b>Weight:</b>	55 kg *
<i>*Average value, depending on optional equipment</i>	
<b>PRESSURE LOSS TABLE (@8bar system pressure)</b>	
<b>260 lpm</b>	0,9 bar
<b>730 lpm</b>	1,6 bar
<b>1200 lpm</b>	2,3 bar
<b>OPTIONAL</b>	
<b>Dosing return valve with pressure relief valve</b>	Valve for returning the concentrate to the tank for easy and quick checking of admixture rate, without consuming concentrate and generating water/foam solution. Pressure relief valve included and set to open at 20 bar.
<b>Reversed Flow direction (right to left)</b>	Standard flow direction is from left to right seen from pump side
<b>Adapters for water motor connections</b>	Flanges of different kinds (ANSI, DIN), Storz couplings, etc
<b>Y-strainer for main flow</b>	If the firefighting water contains foreign particles a strainer in the main water line before the FIREMIKS is a necessity

*While the above numbers are correct to our best knowledge, for best practice we strongly recommend contacting us with your dosing case, stating the required flows and pressures, the data sheet of the concentrates to be used and any other useful information, so we can provide you with our most suitable dosing solution.*

## FLOW CHART




## OVERVIEW



*Note: For illustration only. Refer to Dimensional Drawing for accurate representation of each model.*

FIREMIKS® is a registered trademark owned by Firemiks AB in Sweden.

For information on our FM-approval, go to [www.approvalguide.com](http://www.approvalguide.com)

We reserve the right to make changes in the specifications without prior notice. Production is made according to European Directive 2006/42/EC  and conforms to applicable parts of NFPA 11 and NFPA 1901. 